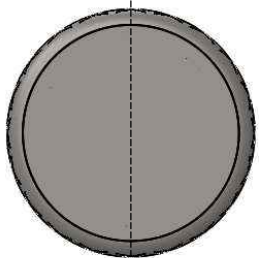



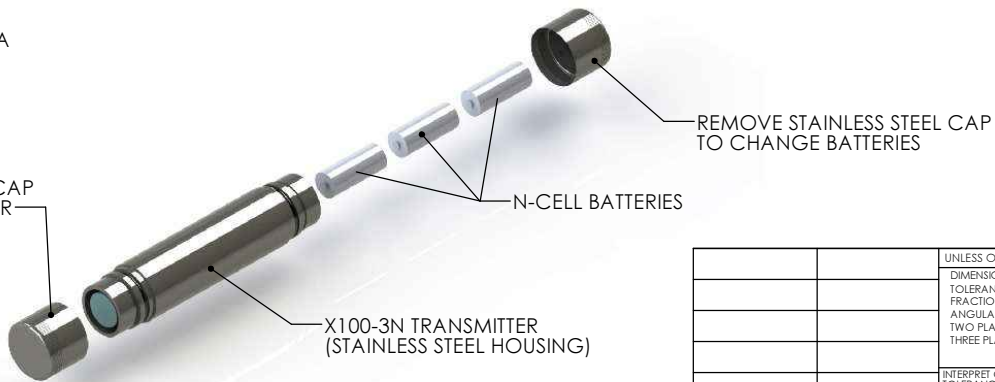
REV.	DESCRIPTION	DATE	APPROVED
A	RELEASE TO PRODUCTION	6/1/2015	KRW



A

A

REMOVE STAINLESS STEEL CAP TO PROGRAM TRANSMITTER



NOTE:
1. DIMENSIONS ARE IN INCHES AND [MILLIMETERS]
2. MAXIMUM OPERATING PRESSURE: 2500PSI

PROPRIETARY AND CONFIDENTIAL
THE INFORMATION CONTAINED IN THIS DRAWING IS THE SOLE PROPERTY OF CDI. ANY REPRODUCTION IN PART OR AS A WHOLE WITHOUT THE WRITTEN PERMISSION OF CDI IS PROHIBITED.

		UNLESS OTHERWISE SPECIFIED:		NAME	DATE
		DIMENSIONS ARE IN INCHES		DRAWN	
		TOLERANCES:		CHECKED	
		FRACTIONAL ± 1/32		ENG APPR.	
		ANGULAR: ± 2°		MFG APPR.	
		TWO PLACE DECIMAL ± .03		Q.A.	
		THREE PLACE DECIMAL ± .010		COMMENTS:	
		INTERPRET GEOMETRIC TOLERANCING PER: ASME Y14.5M - 1994			
		MATERIAL			
		FINISH			
NEXT ASSY	USED ON				
APPLICATION		DO NOT SCALE DRAWING		ECN #:	

CDI		
TITLE: GENERAL ARRANGEMENT, X100-3N STANDARD		
SIZE B	DWG. NO. 81-03-0100-00	REV A
SCALE: 1:1	WEIGHT:	SHEET 1 OF 1

V:\X100\Mechanical models\3N\ 81-03-0100-00 ASSY, X100-3N STANDARD TRANSMITTER