



INNOVATIVE ENGINEERING FOR CORROSION PROTECTION



ElectroStop® Monolithic Isolation Joints



The Industry's Best Dual O-Ring Seal

The ElectroStop® monolithic isolation fittings manufactured by GPT will serve as a positive, leak-proof, block against the flow of electric current in all piping systems. When you bury the ElectroStop® isolation joint you also bury maintenance costs; an especially important feature for system operators and engineers.

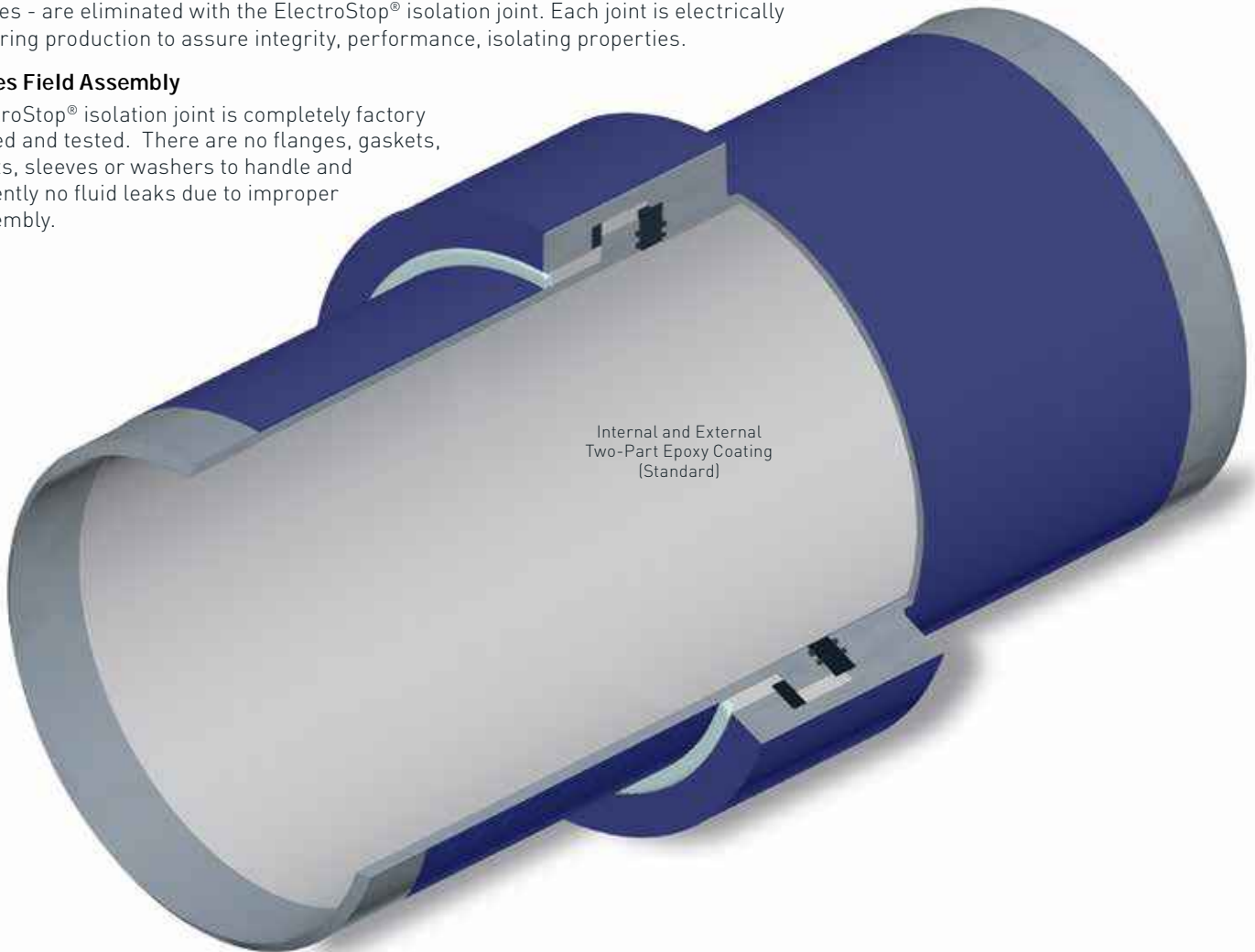
Eliminates Short Circuits

Bolts, sleeves and washers - the major source of short circuits in most isolation assemblies - are eliminated with the ElectroStop® isolation joint. Each joint is electrically tested during production to assure integrity, performance, isolating properties.

Steel Pipe (Standard)
(See Grade On Adjacent Charts)

Eliminates Field Assembly

The ElectroStop® isolation joint is completely factory assembled and tested. There are no flanges, gaskets, nuts, bolts, sleeves or washers to handle and consequently no fluid leaks due to improper field assembly.



Is Coated Both Internally and Externally

A two-part bonded epoxy is sprayed to a thickness of .016" -.024" (.40 to .60mm) to within 2" (50.8mm) of each weld end. Each joint is tested for coating thickness uniformity and for holidays.

Is 100% Hydrostatically Tested

All ElectroStop® fittings undergo hydrostatic pressure tests at 1.5 times rated operating pressure in accordance with ASME B31.3 standards. Testing is normally conducted for 30 minutes for joints up to 6" and 60 minutes for 8" to 24" joints but can be tested per customer specifications. A pneumatic test is held at 87 psi for 10 minutes.

A pneumatic and hydrostatic analysis can be provided upon request.



ElectroStop® Monolithic Isolation Joints

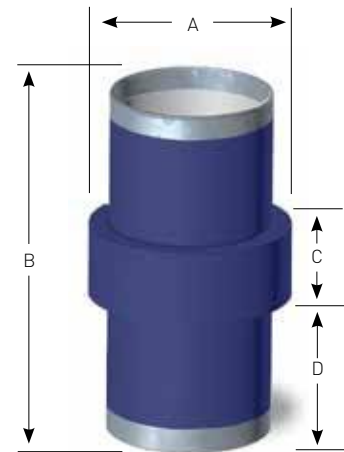
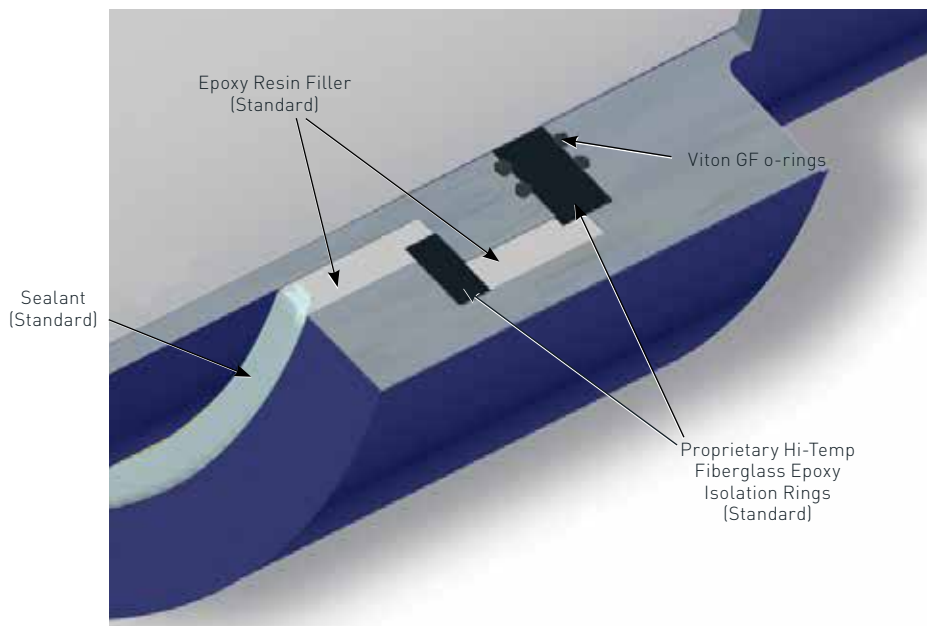
Is Completely Weld Inspected

All ElectroStop® fittings undergo a weld inspection with combinations of ultrasonic (UT) and magnetic particle (MT) on all welds. In addition, X-ray tests can be conducted upon request.

Manufactured under an ISO 9001:2008 Quality Management System

MONOLITHIC ISOLATION FITTING SPECIFICATION

Monolithic isolation fittings shall be bolt less and completely factory assembled in accordance with the appropriate requirements of ASTM, API, DIN and BS codes. All welds shall be butt weld construction. The dielectric isolation material shall be a 400°F (204°C) thermosetting fiberglass epoxy material. Sealing shall be by dual static, self energized Viton GF "O" ring seals housed in accurately machined grooves, fully protected from cavitation in full compliance with ASME design codes. Interior and exterior coating shall be a two part epoxy with a thickness of .016 to .024" (.40-.60mm) to within 2" of each end. Each unit shall be tested for Electrical (@5kv, 25 Mohm), Hydrostatic (@ 1.5 x O.P.) and Weld (Ultrasonic/ Magnetic Particle). The Monolithic Isolation Fitting shall be the ElectroStop® Isolation Fitting manufactured under an ISO 9001:2008 Quality Management System.



- > All O-rings in the ElectroStop® are certified FKM GF (400°F (204°C) Rated)
- > GRE in the ElectroStop is a proprietary, high temperature isolating material (400°F (204°C) Rated)
- > U.S. Made Steel
- > Controlled loading during manufacture
- > Quickest delivery in the industry
- > Controlled temperature during welding
- > Each joint is traceable and serialized

Most monolithic isolation joints are installed in relatively low temperature operating conditions, however heat is a common cause of failure. During the welding operation and coating curing operation at many monolithic isolation joint (MIJ) manufacturers, the joints are exposed to temperatures far above the elastomeric seal temperature rating and the glass reinforced GRE temperature rating.

GPT ensures through high speed welding, thermally monitored welding and high temperature O-rings/proprietary high temperature GRE that the temperature rating of internal components is never exceeded.

ElectroStop® Monolithic Isolation Joints

PRESSURE CLASS	CONTINUOUS OPERATING PRESSURE	TEST PRESSURE	TEMPERATURE °F (°C) MIN/MAX	ELECTRICAL RESISTANCE (DRY AIR)*	BREAKDOWN VOLTAGE
ANSI 150 PSI (PN or DP 25)	355 PSIG	450 PSIG	-20°F (-17°C)/ 212°F(100°C)	25 Mohms @ 1kv D.C.	5kv @ 60Hz for 1 minute
ANSI 300/400 PSI (DN or DP 64)	990 PSIG	1,500 PSIG	-20°F (-17°C)/ 212°F(100°C)	25 Mohms @ 1kv D.C.	5kv @ 60Hz for 1 minute
ANSI 600 PSI (DN or DP 100)	1,480 PSIG	2,225 PSIG	-20°F (-17°C)/ 212°F(100°C)	25 Mohms @ 1kv D.C.	5kv @ 60Hz for 1 minute
ANSI 900 PSI (DN or DP 100)	2,250 PSIG	3,350 PSIG	-20°F (-17°C)/ 212°F(100°C)	25 Mohms @ 1kv D.C.	5kv @ 60Hz for 1 minute

NOTE: Variations in temperature or exposure to moisture will affect resistance/breakdown values

150# ANSI CLASS (PN OR DP 25)

NOMINAL DIAMETER INCH (MM)	WALL THICKNESS INCH (MM)	PIPE GRADE	DIMENSIONAL DATA - INCHES (MM)				WEIGHT LBS. (KG)
			A	B	C	D	
2 (50.8)	0.154 (3.91)	B	4.40 (114.30)	26.94 (684.23)	3.75 (92.25)	11.47 (291.31)	20 (9)
3 (76.2)	0.216 (5.49)	B	5.50 (139.70)	27.31 (693.75)	4.00 (101.60)	11.59 (294.49)	33 (15)
4 (101.6)	0.237 (6.02)	B	7.00 (177.80)	27.88 (708.03)	4.50 (114.30)	11.66 (296.06)	53 (24)
6 (152.4)	0.280 (7.11)	B & X52	9.13 (231.78)	30.94 (785.83)	5.25 (133.35)	12.84 (326.24)	94 (43)
8 (203.2)	0.322 (8.18)	X52	11.00 (279.40)	34.00 (863.60)	5.88 (149.23)	13.84 (351.64)	141 (64)
10 (254.0)	0.365 (9.27)	X52	13.38 (339.73)	34.19 (868.38)	6.13 (155.58)	13.84 (351.64)	198 (90)
12 (304.8)	0.375 (9.53)	X52	15.63 (396.88)	37.00 (939.80)	6.88 (174.63)	14.84 (377.04)	273 (124)
14 (355.6)	0.375 (9.53)	X52	16.88 (428.63)	38.06 (966.79)	7.50 (190.50)	15.09 (383.36)	317 (144)
16 (406.4)	0.375 (9.53)	X52	19.38 (492.13)	39.19 (995.38)	8.38 (212.73)	15.09 (383.36)	412 (192)
18 (457.2)	0.375 (9.53)	X52	22.13 (561.98)	41.56 (1055.70)	8.63 (219.08)	16.09 (408.76)	554 (252)
20 (508.0)	0.375 (9.53)	X52	24.13 (612.78)	42.94 (1090.63)	9.75 (247.65)	16.09 (408.76)	664 (302)
24 (609.6)	0.375 (9.53)	X52	28.38 (720.73)	43.81 (1112.85)	11.13 (282.58)	16.09 (408.76)	898 (408)
*26 (660.4)	0.375 (9.53)	X52	28.90 (734.06)	39.37 (1000.00)	11.26 (286.00)	14.05 (356.87)	719 (327)
*28 (711.2)	0.375 (9.53)	X52	30.87 (784.10)	39.37 (1000.00)	11.65 (295.91)	13.95 (354.33)	783 (356)
*30 (762.0)	0.375 (9.53)	X52	33.07 (839.98)	39.37 (1000.00)	11.97 (304.00)	13.70 (347.98)	860 (391)
*32 (812.8)	0.375 (9.53)	X52	35.04 (890.02)	39.37 (1000.00)	12.36 (313.94)	13.50 (342.90)	939 (427)
*36 (914.4)	0.375 (9.53)	X52	38.98 (990.09)	47.24 (1199.90)	12.99 (329.95)	17.12 (434.85)	1175 (534)

NOTE: Pipe grades B and X52 are stocked for above sizes. Other grades available upon request.

NOTE: High pressure class monolithic isolation joints available upon request.

ElectroStop® Monolithic Isolation Joints

300# AND 400# ANSI CLASS (PN OR DP 64)

NOMINAL DIAMETER INCH (MM)	WALL THICKNESS INCH (MM)	PIPE GRADE	DIMENSIONAL DATA - INCHES (MM)				WEIGHT LBS. (KG)
			A	B	C	D	
2 (50.8)	0.154 (3.91)	B	4.50 (114.30)	26.94 (694.23)	3.75 (95.25)	11.47 (291.31)	20 (9)
3 (76.2)	0.216 (5.49)	B	5.50 (139.70)	27.31 (693.75)	4.00 (101.60)	11.59 (294.49)	33 (15)
4 (101.6)	0.237 (6.02)	B	7.00 (177.80)	27.88 (708.03)	4.05 (114.30)	11.66 (296.06)	53 (24)
6 (152.4)	0.280 (7.11)	B & X52	9.13 (231.78)	31.06 (788.99)	5.38 (136.53)	12.84 (326.24)	95 (43)
8 (203.2)	0.322 (8.18)	X52	11.25 (285.75)	34.38 (873.13)	6.63 (168.28)	13.84 (351.64)	158 (72)
10 (254.0)	0.365 (9.27)	X52	13.63 (346.08)	34.94 (887.43)	7.63 (193.68)	13.84 (351.64)	232 (105)
12 (304.8)	0.375 (9.53)	X52	15.88 (403.23)	37.94 (963.63)	8.75 (222.25)	14.84 (377.04)	324 (147)
14 (355.6)	0.375 (9.53)	X52	17.13 (434.98)	39.25 (996.95)	9.88 (250.83)	15.09 (383.36)	384 (175)
16 (406.4)	0.375 (9.53)	X52	19.63 (498.48)	40.69 (1033.43)	11.38 (288.93)	15.09 (383.37)	527 (240)
18 (457.2)	0.375 (9.53)	X52	22.38 (568.33)	42.94 (1090.63)	11.38 (288.93)	16.09 (408.76)	684 (311)
20 (508.0)	0.500 (12.70)	X52	24.38 (619.13)	44.69 (1135.08)	14.00 (355.60)	16.09 (408.76)	876 (398)
24 (609.6)	0.500 (12.70)	X52	28.63 (727.08)	46.56 (1182.70)	16.63 (422.28)	16.09 (408.76)	1234 (561)
*26 (660.4)	0.563 (14.30)	X52	29.76 (755.90)	39.37 (1000.00)	13.23 (336.04)	13.07 (331.98)	1063 (483)
*30 (762.0)	0.625 (15.88)	X52	34.61 (879.09)	47.24 (1199.90)	14.80 (375.92)	16.22 (411.99)	1676 (762)
*36 (914.4)	0.750 (19.05)	X52	40.59 (1030.99)	51.18 (1299.97)	17.32 (439.93)	16.92 (429.77)	2482 (1128)

NOTE: High pressure class monolithic isolation joints available upon request.

*NOTE: Smaller and larger monolithic joint sizes available upon request.

ElectroStop® Monolithic Isolation Joints

600# ANSI CLASS (PN OR DP 100)

NOMINAL DIAMETER INCH (MM)	WALL THICKNESS INCH (MM)	PIPE GRADE	DIMENSIONAL DATA - INCHES (MM)				WEIGHT LBS. (KG)
			A	B	C	D	
2 (50.8)	0.154 (3.91)	B	4.75 (120.65)	27.06 (687.39)	4.00 (101.60)	11.47 (291.31)	23 (11)
3 (76.2)	0.216 (5.49)	B	5.75 (146.05)	27.56 (700.10)	4.50 (114.30)	11.34 (288.14)	38 (17)
4 (101.6)	0.237 (6.02)	B	7.25 (184.15)	28.06 (712.79)	4.88 (123.83)	11.47 (291.31)	60 (27)
6 (152.4)	0.280 (7.11)	X52	9.38 (238.13)	31.38 (796.93)	6.00 (152.40)	12.84 (326.24)	107 (49)
8 (203.2)	0.322 (8.18)	X52	11.25 (285.75)	34.88 (885.83)	7.63 (193.68)	13.41 (340.51)	169 (77)
10 (254.0)	0.365 (9.27)	X52	13.88 (352.43)	35.94 (912.83)	9.13 (231.78)	12.97 (329.41)	272 (123)
12 (304.8)	0.375 (9.53)	X52	16.13 (409.58)	39.19 (995.38)	10.63 (269.88)	13.72 (348.46)	384 (174)
14 (355.6)	0.438 (11.13)	X52	17.38 (441.33)	40.31 (1023.95)	11.56 (293.70)	13.66 (346.86)	445 (202)
16 (406.4)	0.500 (12.70)	X52	19.88 (504.83)	41.94 (1065.23)	13.25 (336.55)	13.59 (345.29)	611 (278)
18 (457.2)	0.562 (14.27)	X52	22.88 (581.03)	45.19 (1147.78)	13.25 (336.55)	15.84 (402.44)	879 (400)
20 (508.0)	0.594 (15.09)	X52	24.88 (631.83)	48.06 (1220.79)	12.63 (422.28)	15.34 (389.74)	1200 (545)
24 (609.6)	0.688 (17.48)	X52	29.13 (739.78)	51.06 (1296.99)	19.63 (498.48)	15.34 (389.74)	1748 (795)
*26 (660.4)	0.563 (14.30)	X52	30.83 (783.08)	47.24 (1199.90)	15.20 (386.08)	16.00 (406.40)	1467 (667)
*30 (762.0)	0.625 (15.88)	X52	35.71 (907.03)	51.18 (1299.97)	16.77 (425.96)	17.20 (436.88)	2152 (978)
*36 (914.4)	0.750 (19.05)	X52	42.52 (1080.01)	51.18 (1299.97)	19.37 (492.00)	15.90 (403.86)	3307 (1503)

*NOTE: Smaller and larger monolithic joint sizes available upon request.

ElectroStop® Monolithic Isolation Joints

900# ANSI CLASS

NOMINAL DIAMETER INCH (MM)	WALL THICKNESS INCH (MM)	PIPE GRADE	DIMENSIONAL DATA - INCHES (MM)				WEIGHT LBS. (KG)
			A	B	C	D	
2 (50.8)	0.154 (3.91)	B	4.75 (120.65)	27.06 (687.39)	4.00 (101.60)	11.34 (288.14)	23 (11)
3 (76.2)	0.300 (7.62)	B	5.75 (146.05)	27.56 (700.10)	4.50 (114.30)	11.34 (288.14)	38 (17)
4 (101.6)	0.337 (8.56)	B	7.25 (184.15)	28.31 (719.15)	5.38 (136.53)	11.22 (284.96)	63 (29)
6 (152.4)	0.432 (10.97)	X52	9.63 (244.48)	32.19 (817.58)	7.25 (184.15)	12.09 (307.19)	128 (58)
8 (203.2)	0.406 (10.31)	X52	11.50 (292.10)	35.89 (911.63)	9.14 (232.18)	12.91 (327.81)	200 (91)
10 (254.0)	0.500 (12.70)	X52	14.13 (358.78)	37.19 (944.58)	11.00 (279.40)	12.34 (313.54)	324 (147)
12 (304.8)	0.562 (14.27)	X52	16.75 (425.45)	42.81 (1087.45)	12.69 (322.28)	14.84 (377.04)	515 (234)
14 (355.6)	0.750 (19.05)	X52	18.13 (460.38)	44.44 (1128.73)	14.00 (355.60)	15.09 (383.39)	667 (303)
16 (406.4)	0.844 (21.44)	X52	20.38 (517.53)	46.19 (1173.18)	16.25 (412.75)	14.84 (377.04)	876 (398)
18 (457.2)	0.938 (23.83)	X52	23.38 (593.73)	50.31 (1277.95)	18.31 (465.15)	15.91 (404.01)	1458 (663)
20 (508.0)	1.031 (26.19)	X52	25.63 (650.88)	50.31 (1277.95)	18.88 (479.43)	15.34 (389.74)	1745 (793)
24 (609.6)	1.219 (30.96)	X52	29.88 (758.83)	55.19 (1401.78)	23.75 (603.25)	15.34 (389.74)	2715 (1234)



WARRANTY

All products are warranted against failure caused by manufacturing defects for a period of one year. Any product found to be so defective and returned within one year from date of shipment will be replaced without charge.

The above warranty is made in lieu of, and we disclaim, any and all other warranties, expressed or implied, including the warranties of merchantability and fitness for a particular purpose, and buyer agrees to accept the products without any such warranties.

We hereby disclaim any obligation or liability for consequential damages, labor costs or any other claims or liabilities of any kind whatsoever. Extended warranty is available for purchase.

RFQ FORM

ElectroStop™ Fitting	"DUAL" O-RING SEAL ISOLATION FITTING		
Quantity			
Size - inch or DN			
ANSI/ASME Class			
Pipe Thickness - Inch (mm)			
Pups API 5L Specify Grade B, X-52, X-60, x-70 etc.			
Body ASTM A105 / EN10297-1 Body ASTM A216/A105/A694 Grade F42, F46, F52			
Fitting Length - Inch (mm)	<input type="checkbox"/> Std Per Literature <input type="checkbox"/> Other - Specify		
Specification	If different from GPT standard, please provide as attachment		
Media - Specify			
Design Factor	Standard = 0.5 - Specify if other required		
Design Pressure psig or (Barg)	<input type="checkbox"/> psig <input type="checkbox"/> Barg	<input type="checkbox"/> psig <input type="checkbox"/> Barg	<input type="checkbox"/> psig <input type="checkbox"/> Barg
Design Temperature -20° to 212°F [-28° to 100°C]	<input type="checkbox"/> Std -14°F (-10°C) to +212°F (100°C) <input type="checkbox"/> Other - Specify	<input type="checkbox"/> Std -14°F(-10°C) to +212°F (100°C) <input type="checkbox"/> Other - Specify	<input type="checkbox"/> Std -14°F (-10°C) to +212°F (100°C) <input type="checkbox"/> Other - Specify
Coating - External	<input type="checkbox"/> Epoxy .016-.024" (.40 to .60mm) <input type="checkbox"/> Other - Specify	<input type="checkbox"/> Epoxy .016-.024" (.40 to .60mm) <input type="checkbox"/> Other - Specify	<input type="checkbox"/> Epoxy .016-.024" (.40 to .60mm) <input type="checkbox"/> Other - Specify
Lining - Internal	<input type="checkbox"/> Epoxy .016-.024" (.40 to .60mm) <input type="checkbox"/> Other - Specify	<input type="checkbox"/> Epoxy .016-.024" (.40 to .60mm) <input type="checkbox"/> Other - Specify	<input type="checkbox"/> Epoxy .016-.024" (.40 to .60mm) <input type="checkbox"/> Other - Specify
Lifting Lugs Specify if Required	<input type="checkbox"/> Yes <input type="checkbox"/> No	<input type="checkbox"/> Yes <input type="checkbox"/> No	<input type="checkbox"/> Yes <input type="checkbox"/> No

NDT Data Sheet

NDE W3 Closure weld	<input checked="" type="checkbox"/> MT <input checked="" type="checkbox"/> UT - ASME Sec. V & ASME BPV Sec. VIII API 1104		
NDE W1/W2 weld	<input checked="" type="checkbox"/> MT <input checked="" type="checkbox"/> UT <input type="checkbox"/> RT - ASME Sec. V & ASME BPV Sec. VIII API 1104		
Pneumatic Air Test psi or (Barg)	<input checked="" type="checkbox"/> Std = 87 psi for 10 minute <input type="checkbox"/> Other - Specify	<input type="checkbox"/> Std = 87 psi for 10 minute <input type="checkbox"/> Other - Specify	<input type="checkbox"/> Std = 87 psi for 10 minute <input type="checkbox"/> Other - Specify
Hydrostatic Test psi or (Barg)	<input checked="" type="checkbox"/> Std = 1.5 x Operating Pressure <input type="checkbox"/> Other - Specify	<input type="checkbox"/> Std = 1.5 x Operating Pressure <input type="checkbox"/> Other - Specify	<input type="checkbox"/> Std = 1.5 x Operating Pressure <input type="checkbox"/> Other - Specify
Electric Insulation Resistance	<input checked="" type="checkbox"/> Std = >25 MΩ @ 1000 V DC <input type="checkbox"/> Other - Specify		
Dielectric Strength Test	<input checked="" type="checkbox"/> Std = 5kV A.C. 50 Hz (max leakage 3mA) (Note: Average dielectric strength > 15Kv) <input type="checkbox"/> Other - Specify		
Issued By:	Company: Name: E-mail: Phone:	Date Sent: Date Required:	

Garlock Pipeline Technologies is dedicated to innovating and introducing the best products for sealing, connecting and protecting the world's pipelines. Our desire to be the supplier of choice for the pipeline industry is exhibited through our commitment to employing a technically proficient sales force, our large staff of R&D, process and application engineers, and our solid network of distributors that maintain commonly purchased stock.

GPT 1:1 _11.2015



an EnPro Industries company



4990 Iris St., Wheat Ridge, CO 80033

Tel: (303) 988-1242 Fax: (303) 988-1922
www.gptindustries.com

6455 Clara Road, Suite 300, Houston, TX 77041

Tel: (713) 747-6948 Fax: (713) 747-6029
www.gptindustries.com

Unit 3-5, Chester Road, Colmworth Business Park
Eaton Socon, St. Neots, Cambridgeshire, PE 19 8YT
Tel: +44 (0) 1480 404661 Fax: +44 (0) 1480 404662
www.gptindustries.com